




Quality Tools for Smart Cleaning

PRO TRIM 10: The convenient lightweight scraper for every day OPERATING & SAFETY INSTRUCTIONS



TX100

Using the scraper



Remove blade protector

- firmly push away the black slide from the blade using both thumbs to remove the blade protector. Press lightly.

Putting the scraper at safety - extend blade protector

- pull the black slide to the blade to put the scraper at safety






Safety instructions:

- The UNGER glass scrapers with carbon blades, featuring **2 sharp edges**, are perfect for removing bird droppings, paint, tape, stickers and postconstruction debris from the glass.
- Check if glass is scratch-resistant** and suitable for scraper use. Unsuitable for use on Plexiglas, crown glass, solar glass, safety glass (ESG). Follow the manufacturer's care instructions
- Perform a scrape test** in advance on an inconspicuous section
- Before starting work, **check the glass for damage** and report it, if necessary
- Check the blade for damage** and change it, if necessary, or reverse it
- The **surface** to be scraped should always be **wet**
- It is best to use a **release agent**, e.g. "UNGER's Liquid"
- Always scrape in one direction!** Never pull the scraper back – scratch risk!
- After scraping, check if adhesive or stucco residues are stuck to blade. If necessary, change or reverse blade



ATTENTION!
UNGER blades are razor-sharp.
Always handle with greatest care!

Changing the blade



Open the body

- press green button deep inside to open the body

Turn or change the blade

- remove or turn the blade
- blade has to fit both pins (arrows)

ATTENTION:
Danger of injuring oneself!

Close body

- hold both sides of the body that
 - both lateral noses hook in the body
 - three internal noses can click into the top side of the body
- press the both halves of the body, green button has to click into place audible

ATTENTION:

While changing and turning the blade hold scraper even (black slide at the top) avoid falling off the blade:

Danger of injuring oneself !!!